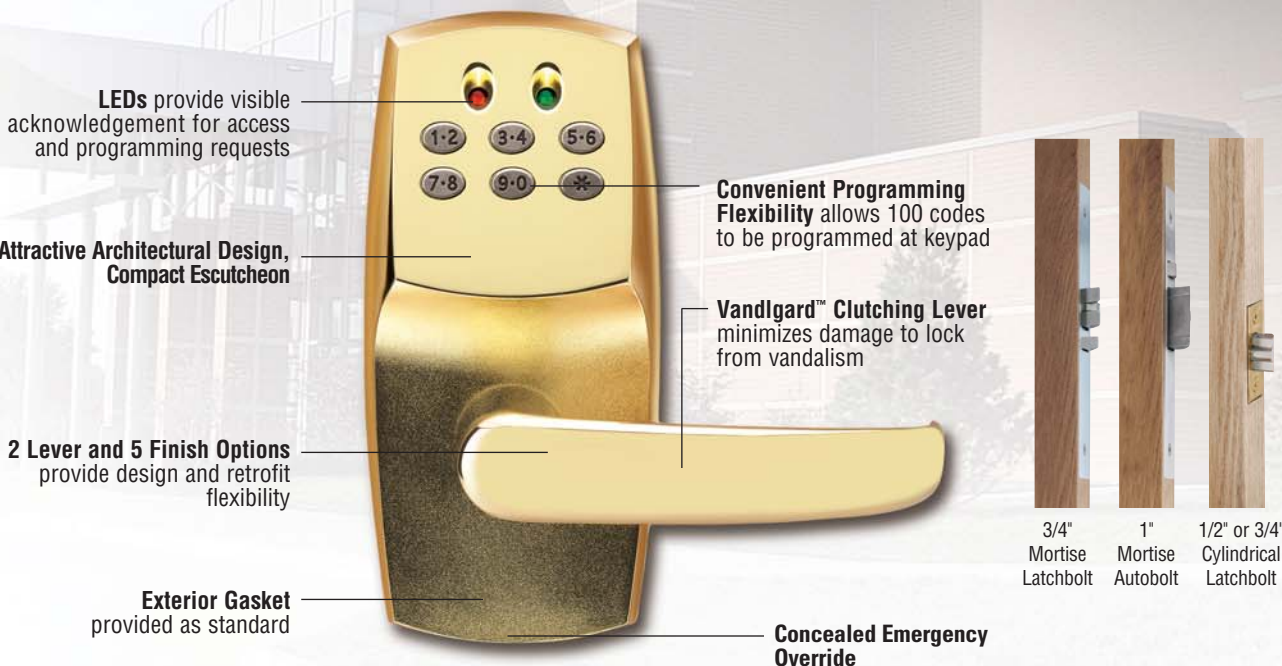


## Attractive to all...but the intruder.



Cobra by Schlage is an architecturally designed programmable locking system. This attractive, battery-powered electronic lockset is ideal for new construction or retrofit applications where aesthetics are important and program flexibility at the lock is critical.

With Cobra's programming flexibility, users can program up to 100 3 to 8-digit user codes right at the keypad. In addition, the lock features red and green LED indicators for visible access and programming acknowledgement. A concealed emergency override gives you additional flexibility to tie into existing SFIC keying systems.

Additional features include extended battery life, Vandlgard™ clutching lever design, a variety of architectural finishes and two lever designs. Cobra by Schlage is an excellent choice for schools, hospitals, multi-family units, retail stores, and commercial and government facilities looking to upgrade their access control from mechanical locks or other manufacturers' locks. Cobra locksets are available in cylindrical latch, mortise latch and mortise deadbolt designs.

### Features

### Benefits



• Architectural Design	Flexibility for new or retrofit applications
• Compact cast escutcheon with integrated keypad	Fewer components provide simple and quick installation
• Program up to 100 users at keypad	Minimal restrictions to # of codes and simple, quick programming to add and delete codes
• 2-3 year battery life	Minimal maintenance with standard alkaline batteries
• Vandlgard™ clutching lever	Minimizes damage from vandalism
• LEDs with red/green indicators	Provide visible access and programming acknowledgement
• Concealed emergency override*	Aesthetic appeal
• Adjustable door thickness – 1 1/2" - 2"	Easy installation for a variety of door thicknesses with no extra parts required
• Cylindrical and mortise locksets	Flexibility for new and retrofit applications
• Lever and finish options	Flexibility for new and retrofit applications
• Cover plate options	Masks door preps from other manufacturers' preps while maintaining security

\*Requires 6- or 7-pin with spacer small format interchangeable core for override. Accepts Schlage, Falcon, Best, Arrow or Kaba SFIC cores. Cylinder plug provided standard. Clutch engages lever when cylinder is removed via control key.

## Standard Features

- 100-code capacity, programmable at keypad
- 4 AA batteries provide over 80,000 cycles
- Accepts SFIC cylinder, dummy plug provided
- Field reversible levers
- Exterior gasket
- High-security spanner screws on inside escutcheon; no exposed screws on exterior
- Classroom/storeroom function
- 1 year warranty

**COBRA**  
BY SCHLAGE®

## Lever Designs



06 Lever



17 Lever

## Cylindrical Locksets

- 2 3/8" backset with 1/2" latchbolt
- 2 3/4" backset with 3/4" latchbolt  
(Accommodates door thicknesses from 1 1/2" to 2")

## Mortise Locksets

- 3/4" mortise latchbolt
- 1" high security AutoBolt  
(1 3/4" door thickness Standard. Also available for 2" to 3" door thickness in 1/4" increments)

## Architectural Finishes



626  
Satin Chrome (standard)



605  
Bright Brass



612  
Satin Bronze



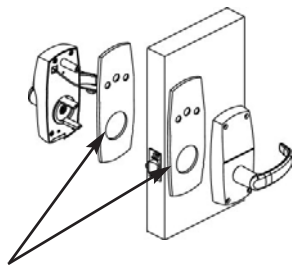
613  
Oil-Rubbed Bronze



625  
Bright Chrome

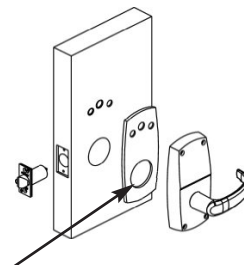
## Accessories Available

### MPC-LRP



MPC-LRP Cover plates match satin chrome finish to mask preps in retrofit applications—1 3/4" doors only

### MPC-SK



MPC-SK Shim plate matches satin chrome finish to accommodate 1 3/8" residential door. Available for cylindrical locksets only.

**IR** Security & Safety  
Proven Source. Proven Solutions.™

### Schlage Electronic Access Control

575 Birch Street  
Forestville, CT 06010  
866-322-1237 phone  
866-322-1233 fax  
www.irsecurityandsafety.com

An **IR** Ingersoll-Rand business